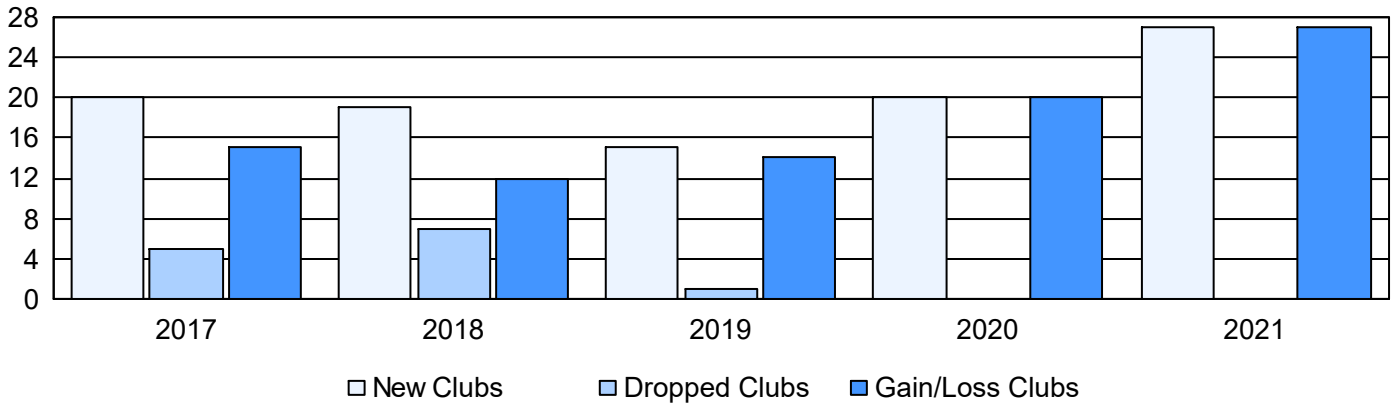


Multiple District E

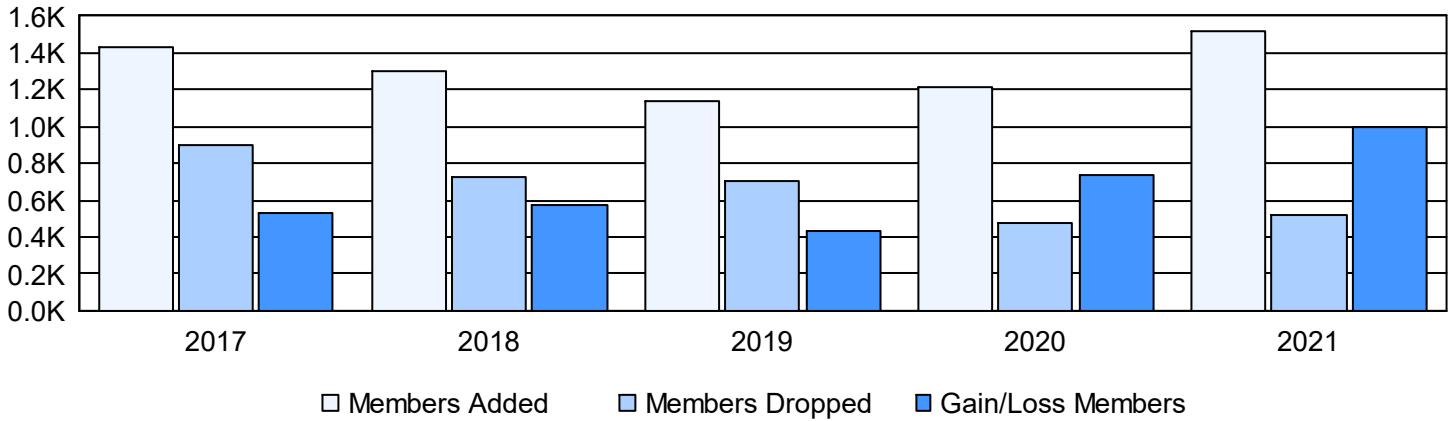
As of June 2021 Cumulative

Year	New Clubs	Dropped Clubs	Gain/Loss Clubs	New Members	Charter Members	Reinstate Members	Transfer Members	Total Member Added	Total Members Dropped	Gain/Loss Members
2016-2017	20	5	15	842	526	22	39	1,429	897	532
2017-2018	19	7	12	722	543	18	19	1,302	727	575
2018-2019	15	1	14	701	413	7	20	1,141	704	437
2019-2020	20	0	20	707	463	8	33	1,211	477	734
2020-2021	27	0	27	786	679	29	23	1,517	520	997
Average	20	3	18	752	525	17	27	1,320	665	655

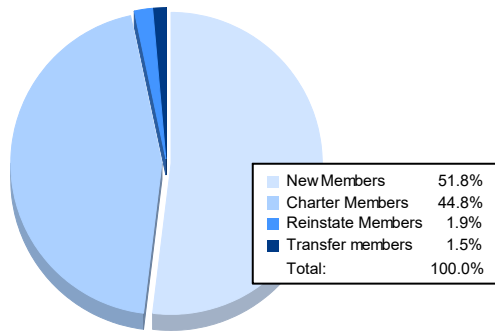
Clubs



Members



Membership Composition June 2021 Cumulative



Gender Composition June 2021 Cumulative

